

Scaled data based on original data using
LM-79-08 Approved Method: Electrical and Photometric Measurements of Solid-
State Lighting Products

Test Report Prepared for
Cooper Lighting Solutions
(formerly Eaton)

Brand: McGRAW-EDISON

Report Number: P385890

Luminaire Tested: **GWC-SA1C-727-U-T2-HSS**

Issue Date: 3/3/2020

Test Information

Test Method: LM-79-08
Report Number: P385890
TEST IS SCALED FROM IESNA LM-79-08 TEST DATA (G2-1903-205-13)
Test Lab: INNOVATION CENTER
Issue Date: 3/3/2020
Manufacturer: COOPER LIGHTING SOLUTIONS (FORMERLY EATON)
Product Line: MCGRAW-EDISON
Catalog Number: GWC-SA1C-727-U-T2-HSS
Description: GALLEON WALL LUMINAIRE
(1) 70 CRI, 2700K, 1050mA LIGHTSQUARE WITH 16 LEDS AND TYPE II OPTICS
WITH HOUSE SIDE SHIELD
Light Source: -
Ballast/Driver: ELECTRONIC DRIVER

Summary

Lumens per Lamp: N/A
Luminaire Lumens: 4494 lumens
Efficiency: N/A
Efficacy: 76.2 lumens/watt
Luminous Opening: Rectangular (W 0.5' x L: 0.5' x H: 0')
IES Classification: Type II - Medium
BUG Rating: B0 - U0 - G1

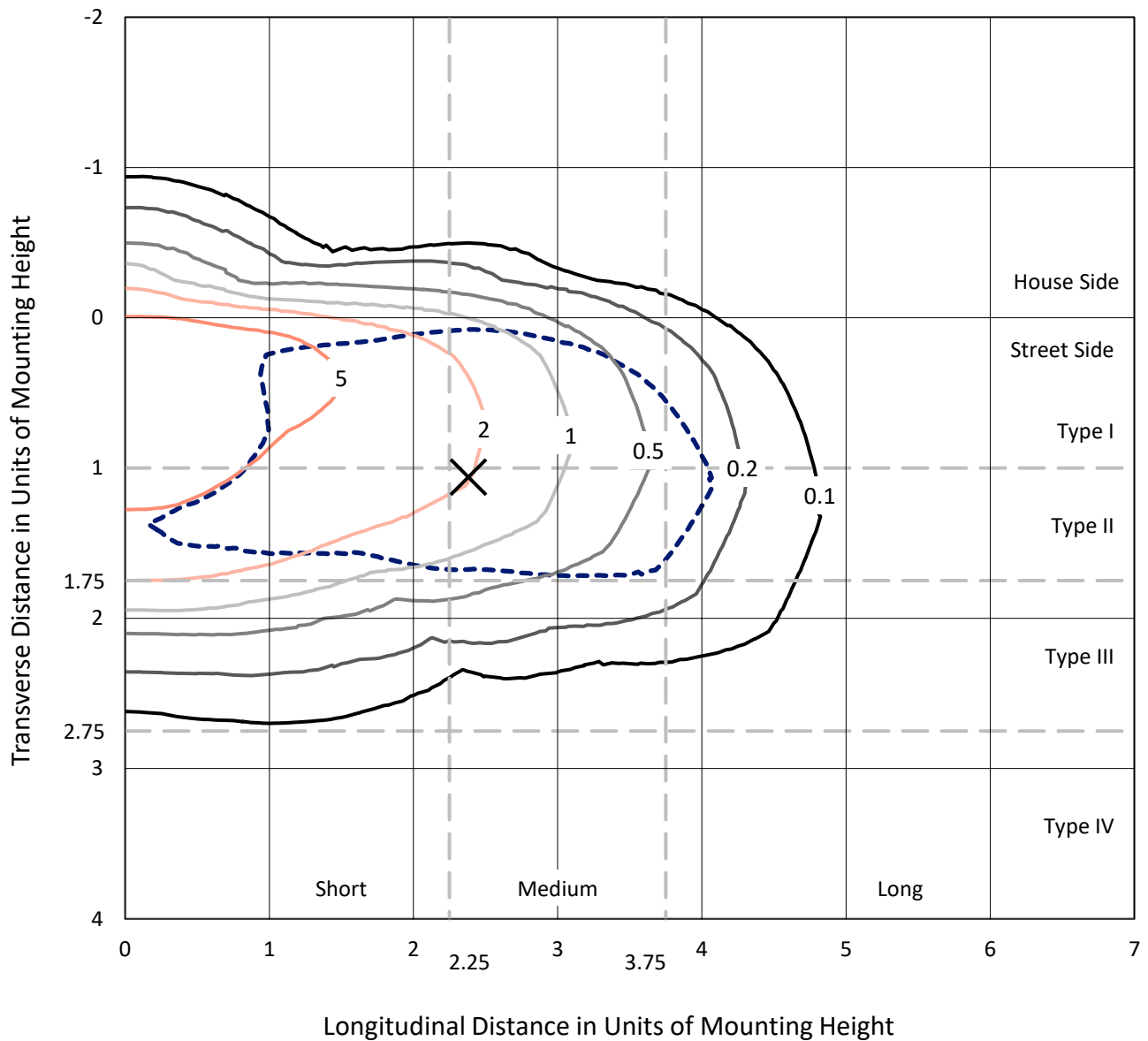
Input Watts (W): 59
Input Voltage (V): NR
Input Current (A_{in}): NR
Voltage Rise (V): NR
Power Factor: NR
Total Harmonic Distortion (THDi): NR
Frequency (hertz): 60
Stabilization Time: NR
Operation Time: NR
Ambient Temperature (°C): NR
Test Distance: 24 FT



REPORT NUMBER: P385890
 CATALOG NUMBER: GWC-SA1C-727-U-T2-HSS

Iso-Footcandle Lines of Horizontal Illumination

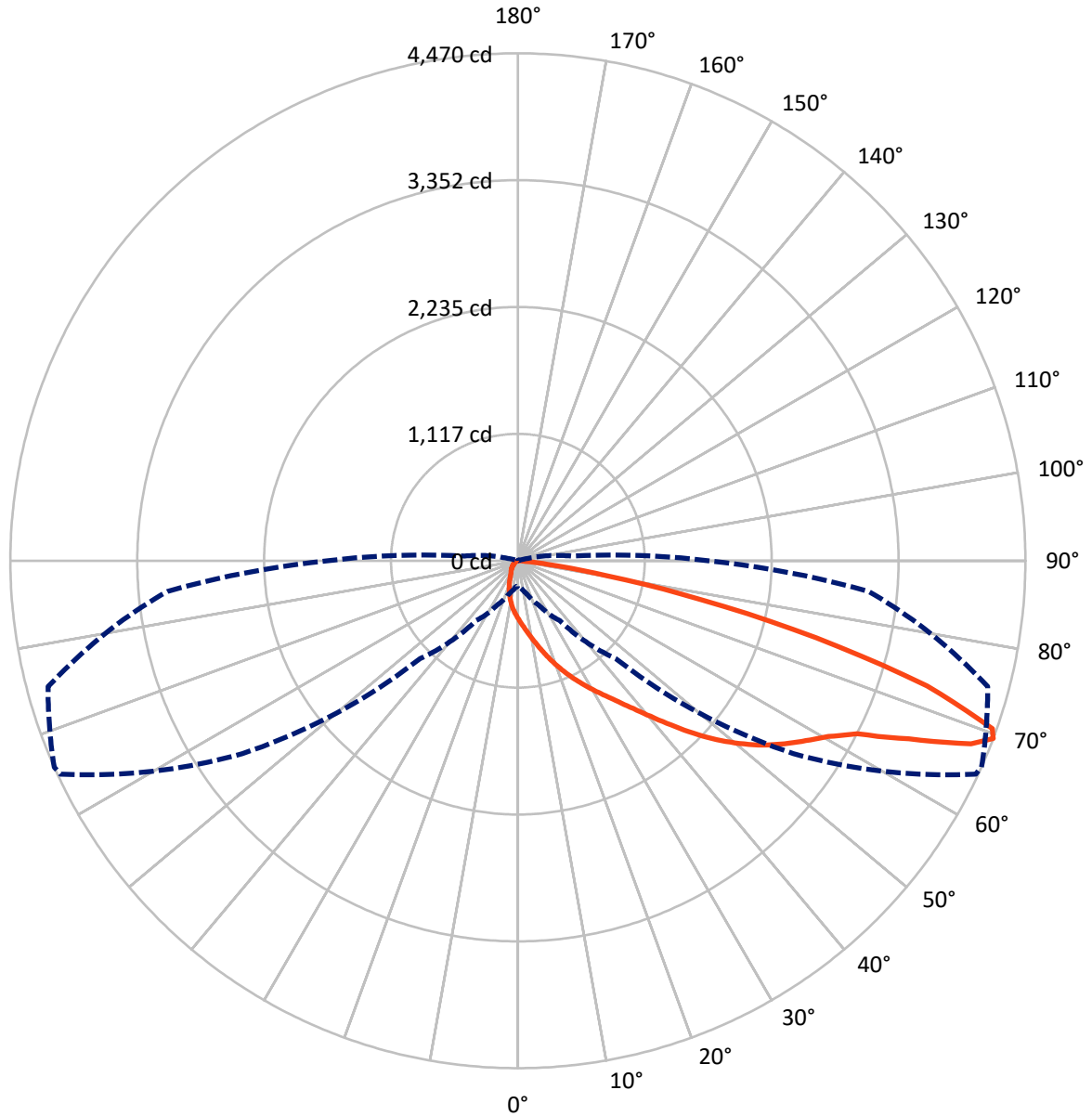
✕ Max cd
 - - - 1/2 Max cd



Based on 10 foot mounting height. Maximum calculated value = 8.5 fc
 Type II - Medium - N/A

REPORT NUMBER: P385890
CATALOG NUMBER: GWC-SA1C-727-U-T2-HSS

Luminous Intensity Polar Plot



— Vertical Plane Through 66-Deg Lateral - - - Horizontal Cone Through 69-Deg Vertical

REPORT NUMBER: P385890

CATALOG NUMBER: GWC-SA1C-727-U-T2-HSS

FLUX DISTRIBUTION:

		Downward	Upward	Total
House Side	Lumens	269.6	0.0	269.6
	% Fixture	6.0	0.0	6.0
Street Side	Lumens	4224.4	0.0	4224.4
	% Fixture	94.0	0.0	94.0
Total	Lumens	4494.0	0.0	4494.0
	% Fixture	100.0	0.0	100.0

ZONAL LUMENS:

Zone	Lumens	% Fixture
0°-10°	49.4	1.1
10°-20°	147.1	3.3
20°-30°	256.2	5.7
30°-40°	449.5	10.0
40°-50°	752.4	16.7
50°-60°	1106.0	24.6
60°-70°	1135.6	25.3
70°-80°	560.6	12.5
80°-90°	37.1	0.8
90°-100°	0.0	0.0
100°-110°	0.0	0.0
110°-120°	0.0	0.0
120°-130°	0.0	0.0
130°-140°	0.0	0.0
140°-150°	0.0	0.0
150°-160°	0.0	0.0
160°-170°	0.0	0.0
170°-180°	0.0	0.0
0°-90°	4494.0	100.0
0°-180°	4494.0	100.0

Coefficient of Utilization



REPORT NUMBER: P385890

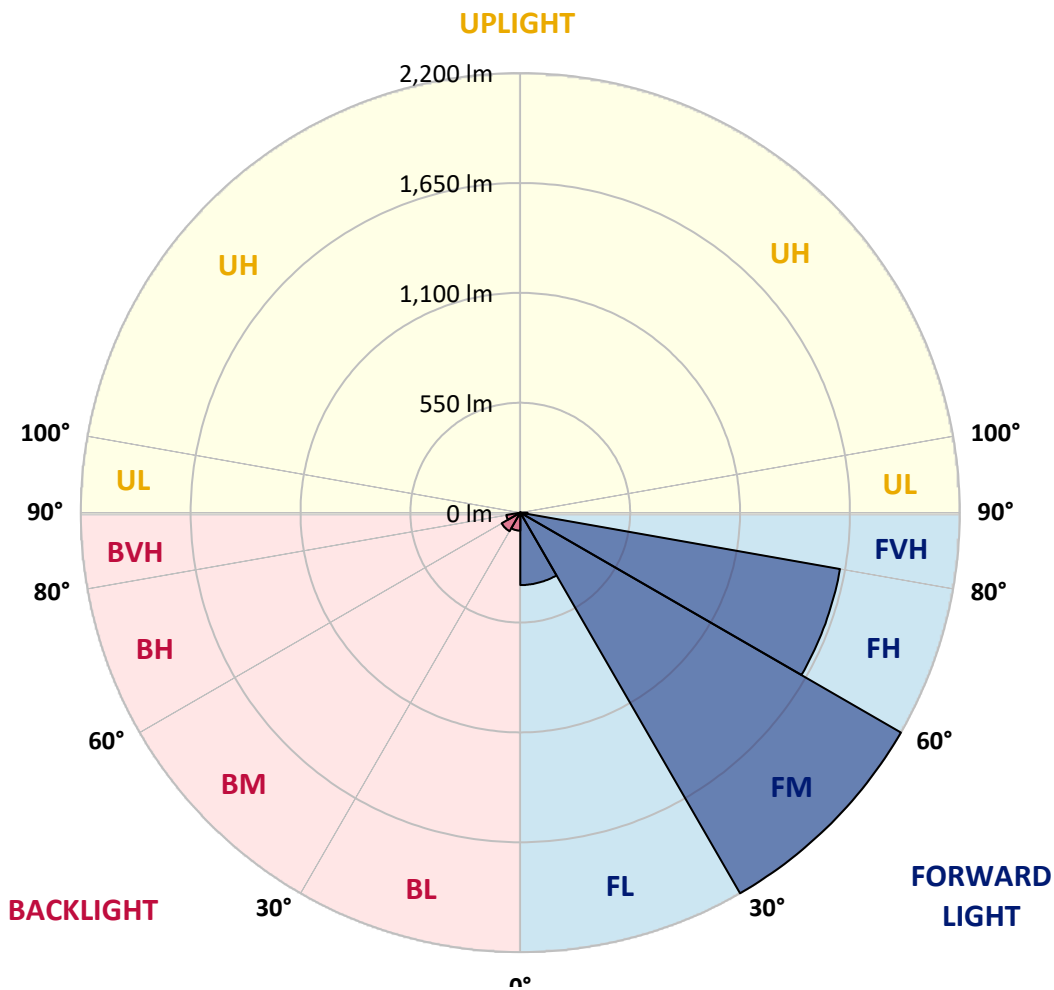
CATALOG NUMBER: GWC-SA1C-727-U-T2-HSS

LUMINAIRE CLASSIFICATION SYSTEM LUMEN TABLE AND BUG RATING:

Zone	Lumens	% Fixture	Zone Rating/Lumen Limit		
			B	U	G
FL (0°-30°)	362.6	8.1			
FM (30°-60°)	2200.5	49.0			
FH (60°-80°)	1625.2	36.2			G1/1800
FVH (80°-90°)	36.2	0.8			G1/100
BL (0°-30°)	90.2	2.0	B0/110		
BM (30°-60°)	107.5	2.4	B0/220		
BH (60°-80°)	71.0	1.6	B0/110		G0/110
BVH (80°-90°)	0.9	0.0			G0/10
UL (90°-100°)	0.0	0.0		U0/0	
UH (100°-180°)	0.0	0.0		U0/0	

BUG Rating: B0-U0-G1

Type II Medium





REPORT NUMBER: P385890
 CATALOG NUMBER: GWC-SA1C-727-U-T2-HSS

CANDELA DISTRIBUTION (FULL):

	0°	5°	15°	25°	35°	45°	55°	65°	66°	75°	85°
0°	511.4	511.4	511.4	511.4	511.4	511.4	511.4	511.4	511.4	511.4	511.4
2.5°	601.9	599.4	598.3	593.6	585.5	579.3	567.4	553.5	550.9	537.5	521.0
5°	680.1	677.9	676.4	669.8	661.5	645.9	624.1	598.3	593.4	567.8	534.9
7.5°	734.5	738.3	738.3	734.1	723.6	711.9	685.2	650.0	643.8	604.5	553.5
10°	766.3	771.0	774.6	778.2	776.8	772.1	746.9	707.2	699.7	647.6	575.0
12.5°	769.3	774.0	784.2	799.4	814.1	824.8	809.0	770.6	762.0	697.6	600.7
15°	752.6	757.5	773.3	802.8	838.4	869.6	874.7	840.8	832.0	757.1	632.7
17.5°	723.6	726.8	749.4	790.2	846.1	903.3	934.3	916.1	908.0	825.2	668.3
20°	702.0	704.4	724.2	768.0	841.4	924.5	990.6	996.2	987.6	898.2	707.0
22.5°	739.0	743.2	743.9	764.6	828.6	934.9	1040.2	1074.9	1068.5	975.7	744.9
25°	839.9	844.8	828.6	815.8	839.5	939.6	1082.6	1155.6	1150.5	1059.2	783.2
27.5°	973.3	978.5	957.5	919.3	896.5	957.3	1120.4	1237.6	1237.4	1147.5	824.4
30°	1104.4	1109.5	1088.2	1050.0	997.5	1007.5	1153.1	1323.4	1324.7	1238.7	868.1
32.5°	1241.9	1248.3	1226.3	1177.2	1122.3	1094.2	1199.0	1409.6	1416.9	1344.3	917.4
35°	1398.1	1399.0	1368.0	1316.6	1253.4	1210.1	1272.6	1506.3	1523.6	1475.2	980.0
37.5°	1551.4	1557.6	1532.2	1451.0	1393.0	1343.9	1382.1	1627.1	1651.7	1635.0	1061.7
40°	1664.9	1677.9	1674.3	1586.8	1531.7	1496.7	1518.1	1770.8	1802.0	1821.2	1164.8
42.5°	1736.2	1746.0	1762.7	1710.0	1660.0	1665.8	1678.6	1938.1	1976.6	2033.3	1283.3
45°	1818.0	1822.7	1836.5	1813.3	1779.6	1837.6	1848.9	2126.6	2167.0	2261.5	1414.8
47.5°	1917.9	1929.0	1932.8	1911.5	1896.1	1989.6	2013.1	2298.0	2354.6	2505.9	1553.9
50°	2045.1	2048.1	2054.7	2040.8	2025.4	2120.2	2160.4	2478.0	2529.4	2751.2	1691.2
52.5°	2169.5	2180.2	2203.3	2194.5	2188.3	2231.4	2291.6	2640.2	2697.6	2955.7	1828.2
55°	2205.4	2214.6	2294.2	2348.6	2399.0	2368.5	2417.1	2785.6	2847.7	3138.4	1960.1
57.5°	2062.2	2080.7	2218.6	2360.4	2569.3	2581.5	2589.6	2934.8	2990.5	3278.4	2097.4
60°	1700.1	1703.8	1930.0	2173.2	2541.1	2767.4	2841.5	3095.1	3141.8	3408.8	2261.7
62.5°	1081.3	1118.3	1366.5	1709.8	2243.2	2740.5	3146.1	3337.5	3354.6	3565.3	2497.4
65°	515.1	539.0	717.8	1056.4	1624.8	2396.2	3356.3	3776.2	3783.9	3875.4	2812.2
67.5°	285.2	296.7	381.9	568.6	949.9	1694.6	3271.4	4295.7	4303.0	4192.2	3088.4
69°	223.1	232.9	299.9	428.6	644.0	1218.0	2960.4	4447.9	4469.5	4282.9	3098.3
70°	189.3	198.9	258.3	362.0	517.8	941.1	2635.1	4410.1	4433.0	4274.4	3025.0
72.5°	115.9	121.5	172.0	254.9	347.1	473.4	1625.0	3729.7	3768.3	3920.9	2599.8
75°	78.1	81.1	107.6	175.9	248.2	243.8	844.2	2628.9	2712.6	3050.0	1920.2
77.5°	55.9	58.7	72.1	113.8	174.0	160.9	382.3	1633.8	1651.7	1829.3	1047.2
80°	31.8	34.4	51.0	67.7	118.0	107.4	152.0	780.4	789.3	784.4	349.6
82.5°	16.6	18.8	28.0	44.6	75.8	70.2	63.2	261.3	262.5	218.4	76.6
85°	3.2	3.8	13.9	30.5	39.1	30.5	25.8	61.3	62.5	55.3	19.0
87.5°	0.0	0.2	5.5	6.8	7.7	7.9	8.3	12.0	12.8	17.3	5.1
90°	0.0	0.0	0.0	0.0	0.0	0.0	0.0	0.0	0.0	0.0	0.0



REPORT NUMBER: P385890
 CATALOG NUMBER: GWC-SA1C-727-U-T2-HSS

CANDELA DISTRIBUTION (continued):

	90°	95°	105°	115°	125°	135°	145°	155°	165°	175°	180°
0°	511.4	511.4	511.4	511.4	511.4	511.4	511.4	511.4	511.4	511.4	511.4
2.5°	513.8	506.1	491.4	474.3	461.1	448.0	437.8	427.1	423.3	421.4	421.1
5°	518.9	502.7	471.5	439.5	413.2	388.5	370.8	353.9	346.0	342.4	340.9
7.5°	527.4	501.4	451.2	402.4	364.6	333.6	309.1	290.7	281.5	277.7	276.2
10°	537.5	499.7	427.5	363.1	314.8	282.8	258.5	240.3	230.3	226.0	223.9
12.5°	549.2	496.7	400.2	323.4	272.4	240.3	210.9	188.5	177.0	172.0	169.7
15°	563.7	493.7	371.6	286.0	235.0	195.9	163.7	148.6	146.2	145.4	145.6
17.5°	578.0	489.0	340.5	249.1	195.7	153.0	136.6	135.8	136.2	136.2	136.2
20°	590.8	478.3	306.5	217.5	158.4	129.1	125.7	124.2	123.2	122.3	121.2
22.5°	600.9	464.0	273.9	186.1	129.4	118.3	112.9	108.2	104.4	101.8	100.5
25°	607.7	445.0	244.0	156.0	116.3	107.6	98.0	90.1	84.1	80.5	79.0
27.5°	612.8	424.6	217.3	130.6	107.4	95.2	82.6	73.2	67.0	63.8	62.5
30°	616.5	401.3	193.8	114.8	97.3	82.2	68.7	59.6	55.1	53.4	52.5
32.5°	619.9	375.5	171.6	107.4	87.9	70.2	57.6	50.6	47.8	45.7	45.0
35°	628.4	351.6	150.5	99.5	78.3	60.0	49.5	44.4	41.6	40.3	39.9
37.5°	648.7	333.8	130.2	91.4	68.7	51.9	43.3	39.7	37.1	35.9	35.4
40°	681.3	324.9	113.1	82.6	59.3	45.7	39.3	35.9	33.1	31.2	30.7
42.5°	729.4	326.2	101.2	73.9	51.9	40.8	35.4	31.4	28.4	26.7	26.3
45°	787.6	335.5	92.9	65.3	45.7	36.9	31.2	26.9	24.1	22.6	22.2
47.5°	850.8	350.7	86.0	57.6	40.8	33.3	26.9	22.4	20.1	18.8	18.6
50°	917.4	365.4	79.0	50.2	36.5	29.7	22.6	18.6	16.6	15.6	15.2
52.5°	984.9	382.5	72.6	43.3	32.9	25.4	18.8	15.2	13.7	12.8	12.4
55°	1057.4	395.3	66.4	38.0	29.2	21.6	15.6	12.6	11.3	10.2	10.0
57.5°	1142.8	415.2	60.0	32.9	25.0	17.9	12.8	10.0	9.0	7.9	7.7
60°	1258.1	438.4	53.1	29.0	20.5	14.7	10.5	8.1	6.8	6.0	5.8
62.5°	1410.1	464.3	44.6	25.4	16.6	12.0	8.3	6.4	4.9	3.8	3.8
65°	1602.8	506.3	36.5	21.3	13.7	9.8	6.4	4.7	2.8	1.7	1.7
67.5°	1715.3	513.6	29.5	17.5	11.1	8.3	5.3	3.2	0.9	0.2	0.0
69°	1679.2	471.5	25.0	14.9	9.6	7.9	4.9	2.3	0.4	0.0	0.0
70°	1611.4	431.2	22.0	13.2	8.8	7.5	4.7	1.7	0.4	0.0	0.0
72.5°	1331.5	306.9	16.6	9.8	6.4	6.6	4.3	1.1	0.4	0.0	0.0
75°	969.9	186.6	12.0	6.8	4.1	4.9	3.0	0.4	0.2	0.0	0.0
77.5°	539.6	87.9	7.5	3.8	2.6	3.0	1.5	0.0	0.0	0.0	0.0
80°	175.2	23.9	3.4	2.1	1.5	1.7	0.6	0.0	0.0	0.0	0.0
82.5°	32.4	6.8	1.9	1.1	0.4	0.4	0.0	0.0	0.0	0.0	0.0
85°	7.0	2.8	1.1	0.4	0.0	0.0	0.0	0.0	0.0	0.0	0.0
87.5°	2.3	0.9	0.2	0.0	0.0	0.0	0.0	0.0	0.0	0.0	0.0
90°	0.0	0.0	0.0	0.0	0.0	0.0	0.0	0.0	0.0	0.0	0.0

Signify Classified - Internal
Cooper Lighting Solutions Photometric Lab
1121 Highway 74 South
Peachtree City, GA 30269

Scaled Data Report



Report Generated By 670245982

Signify Classified - Internal
Cooper Lighting Solutions Photometric Lab
1121 Highway 74 South
Peachtree City, GA 30269

Scaled Data Report



Signify Classified - Internal
Cooper Lighting Solutions Photometric Lab
1121 Highway 74 South
Peachtree City, GA 30269

Scaled Data Report



Signify Classified - Internal
Cooper Lighting Solutions Photometric Lab
1121 Highway 74 South
Peachtree City, GA 30269

Scaled Data Report





--- HS — SS

Signify Classified - Internal
Cooper Lighting Solutions Photometric Lab
1121 Highway 74 South
Peachtree City, GA 30269

Scaled Data Report



u

Signify Classified - Internal
Cooper Lighting Solutions Photometric Lab
1121 Highway 74 South
Peachtree City, GA 30269

Scaled Data Report



Signify Classified - Internal
Cooper Lighting Solutions Photometric Lab
1121 Highway 74 South
Peachtree City, GA 30269

Scaled Data Report



(END OF REPORT)